

GROHE COLOURS

SHADES OF LUXURY

*Pure Freude
an Wasser*



WARM SUNSET

POLISHED SURFACE



COOL SUNRISE

POLISHED SURFACE



BRUSHED HARD GRAPHITE

BRUSHED SURFACE



HARD GRAPHITE

POLISHED SURFACE





WARM SUNSET



HARD GRAPHITE

EUROCUBE BRUSHED HARD GRAPHITE (MATT)

Pure Freude an Wasser



CAT NO 26564AL0
SHOWER 310 MM
MRP 75000

Cat No 24062AL0 + 35600000
MRP 35000 + 11900 = 46900



CAT NO 13303AL0
MRP 18000



CAT NO 19895AL0 + 23200000
MRP 40000 + 13130 = 53130



CAT NO 23445AL0
MRP 38000



CAT NO 23406AL0
MRP 50000



CAT NO 120554
MRP 10000



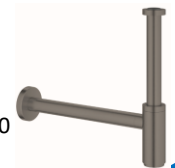
CAT NO 120558
MRP 4900



CAT NO 38732AL0
MRP 5880



CAT NO 22039AL0
MRP 4274



CAT NO 28912AL0
MRP 25880

TOTAL MRP : /-

EUROCUBE BRUSHED HARD GRAPHITE (MATT)

Pure Freude an Wasser



CAT NO 26564AL0
SHOWER 310 MM
MRP 75000

Cat No 29126AL0 + 35600000
MRP 134056 + 11900 = 145956



CAT NO
26582AL0
MRP 24900



CAT NO 26370AL0
MRP 4120

CAT NO 13303AL0
MRP 18000



CAT NO 28362A00
MRP 4200



CAT NO 19895AL0 + 23200000
MRP 40000 + 13130 = 53130



CAT NO 23445AL0
MRP 38000



CAT NO 23406AL0
MRP 50000



CAT NO 120554
MRP 10000



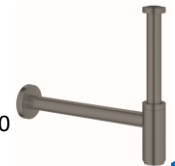
CAT NO 120558
MRP 4900



CAT NO 38732AL0
MRP 5880



CAT NO 22039AL0
MRP 4274



CAT NO 28912AL0
MRP 25880

TOTAL MRP : /-

EUROCUBE BRUSHED HARD GRAPHITE (MATT)

Pure Freude an Wasser



CAT NO 26564AL0
SHOWER 310 MM
MRP 75000



CAT NO 27251AL0
MRP 17472 X 3 = 52416

Cat No 29126AL0 + 35600000
MRP 134056 + 11900 = 145956



CAT NO
26582AL0
MRP 24900



CAT NO 26370AL0
MRP 4120



CAT NO 28362A00
MRP 4200



CAT NO 19895AL0 + 23200000
MRP 40000 + 13130 = 53130



CAT NO 23445AL0
MRP 38000



CAT NO 23406AL0
MRP 50000



CAT NO 120554
MRP 10000



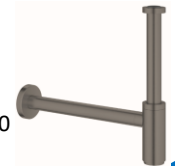
CAT NO 120558
MRP 4900



CAT NO 38732AL0
MRP 5880



CAT NO 22039AL0
MRP 4274



CAT NO 28912AL0
MRP 25880

TOTAL MRP : /-

EUROCUBE BRUSHED HARD GRAPHITE (MATT)

Pure Freude an Wasser



Cat No 26479AL0 + 26483000
310MM SHOWER WITH 400MM SHOWER ARM
MRP 80000 + 12422 = 92422
MATT

Cat No 29126AL0 + 35600000
MRP 134056 + 11900 = 145956



CAT NO
26582AL0
MRP 24900



CAT NO 26370AL0
MRP 4120



CAT NO 28362A00
MRP 4200



CAT NO 19895AL0 + 23200000
MRP 40000 + 13130 = 53130



CAT NO 23445AL0
MRP 38000



CAT NO 23406AL0
MRP 50000



CAT NO 120554
MRP 10000



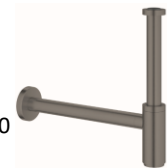
CAT NO 120558
MRP 4900



CAT NO 38732AL0
MRP 5880



CAT NO 22039AL0
MRP 4274



CAT NO 28912AL0
MRP 25880

TOTAL MRP : /-

ESSENCE COOL SUNRISE (GLOSS) DIVERTER

Pure Freude an Wasser



CAT NO 26066GLO
ARM 380 MM
SHOWER 310 MM
MRP 53970



CAT NO 27251GLO
MRP 17472



CAT NO 19285GL1 + 33963000
MRP 17052 + 8200 = 25252



CAT NO 27057GLO
MRP 7119



CAT NO 27074GLO
MRP 4757



CAT NO 120565
MRP 15000



CAT NO 27672GLO
MRP 13000



CAT NO 28388GLO
MRP 3528



CAT NO 19408GL1 + 32635000 (183MM)
MRP 38325 + 11650 = 49975

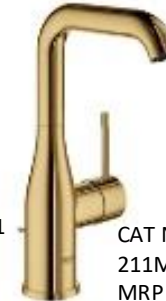


CAT NO 23590GL1
MRP 19572

CAT NO. 19967GL1 + 3263500 (230MM)
MRP: 42042 + 11650 = 53692



CAT NO 23462GL1
160 MM
MRP 24255



CAT NO 32628GL1
211MM
MRP 29253



CAT NO 32901GL1
322MM
MRP 32340



CAT NO 120556
MRP 4900



CAT NO 120552
MRP 10000



CAT NO 38732GLO
MRP 5880



CAT NO 22039GLO
MRP 8484



CAT NO 28912GLO
MRP 27174

TOTAL MRP : /-

ESSENCE HARD GRAPHITE (GLOSS)DIVERTER

Pure Freude an Wasser



CAT NO 26066A00
ARM 380 MM
SHOWER 310 MM
MRP 53970



CAT NO 27251A00
MRP 17472



CAT NO 19285A01 + 33963000
MRP 17052 + 8200 = 25252



CAT NO 27057A00
MRP 7119



CAT NO 27074A00
MRP 4757



CAT NO 120564
MRP 15000



CAT NO 27672A00
MRP 13000



CAT NO 28388A00
MRP 3528



CAT NO 19408A01 + 32635000 (183MM)
MRP 38325 + 11650 = 49975



CAT NO 23590A01
MRP 19572

CAT NO. 19967A01 + 3263500 (230MM)
MRP: 42042 + 11650 = 53692



CAT NO 23462A01
(160 MM)
MRP 24255



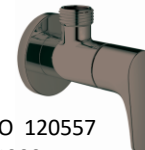
CAT NO 32628A01
(211 MM)
MRP 29253



CAT NO 32901A01
(322 MM)
MRP 32340



CAT NO 120553
MRP 10000



CAT NO 120557
MRP 4900



CAT NO 38732A00
MRP 5880



CAT NO 22039A00
MRP 4040



CAT NO 28912A00
MRP 27174


TOTAL MRP : /-

GRANDERA WARM SUNSET (GLOSS) THERMOSTATIC MIXER

Pure Freude an Wasser








CAT NO 27986DAO
MRP 13560




CAT NO 27974DAO
MRP 68840

CAT NO 27251DAO
MRP 17472 X 4 = 69888


Cat No 19948DAO + 35500000
MRP 68840 + 20790 = 89630









Cat No 19944DAO + 29802000
MRP 16304 + 1560 = 17864






CAT NO 13341DAO
MRP 35270



Cat No 19929DAO + 23319000 (177 MM)
MRP 744420 + 23450 = 97670




CAT NO 23310DAO
MRP 61140

CAT NO 20389DAO
MRP 103180

CAT NO 20415DAO + 29025000
MRP 81480 + 25410 = 106890


CAT NO 23313DAO
MRP 87602


CAT NO 120555
MRP 4900

CAT NO 38732DAO
MRP 6090

CAT NO 120551
MRP 10000



CAT NO 22037DAO
MRP 8484



CAT NO 28912DAO
MRP 27174

TOTAL MRP : /-

GRANDERA WARM SUNSET (GLOSS) THERMOSTATIC MIXER

Pure Freude an Wasser





CAT NO 27986DA0
MRP 13560



CAT NO 27974DA0
MRP 68840

Cat No 19948DA0 + 35500000
MRP 68840 + 20790 = 89630



CAT NO 27970DA0
MRP 19250



CAT NO 26465DA0
MRP 16990



CAT NO 27969DA0
MRP 12020

Cat No 19944DA0 + 29802000
MRP 16304 + 1560 = 17864



CAT NO 28388DA0
1750MM
MRP 3675

CAT NO 13341DA0
MRP 35270





Cat No 19929DA0 + 23319000 (177 MM)
MRP 744420 + 23450 = 97670



CAT NO 23310DA0
MRP 61140



CAT NO 20389DA0
MRP 103180




CAT NO 20415DA0 + 29025000
MRP 81480 + 25410 = 106890



CAT NO 23313DA0
MRP 87602



CAT NO 120555
MRP 4900



CAT NO 38732DA0
MRP 6090



CAT NO 22037DA0
MRP 8484



CAT NO 28912DA0
MRP 27174



TOTAL MRP : /-

GRANDERA WARM SUNSET (GLOSS)

Pure Freude an Wasser



2WAY DIVERTER

CAT NO 27986DA0
MRP 13560



CAT NO 27974DA0
MRP 68840

Cat No 24068DA0 + 35600000
MRP 55440 + 11900 = 67340



CAT NO 26465DA0
MRP 16990



CAT NO 27969DA0
MRP 12020



CAT NO 27970DA0
MRP 19250



CAT NO 28388DA0
1750MM
MRP 3675



Cat No 19929DA0 + 23319000 (177 MM)
MRP 744420 + 23450 = 97670



CAT NO 23310DA0
MRP 61140



CAT NO 20389DA0
MRP 103180



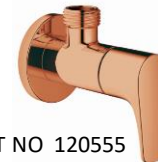
CAT NO 20415DA0 + 29025000
MRP 81480 + 25410 = 106890



CAT NO 23313DA0
MRP 87602




CAT NO 120555
MRP 4900



CAT NO 38732DA0
MRP 6090



CAT NO 22037DA0
MRP 8484



CAT NO 28912DA0
MRP 27174

TOTAL MRP : /-

GRANDERA WARM SUNSET (GLOSS) DIVERTER

Pure Freude an Wasser



CAT NO 27986DA0
MRP 13560



CAT NO 27974DA0
MRP 68840

CAT NO 19920DA0 + 35501000
MRP 55440 + 8120 = 63560



CAT NO 13341DA0
MRP 35270



Cat No 19929DA0 + 23319000 (177 MM)
MRP 744420 + 23450 = 97670



CAT NO 23310DA0
MRP 61140



CAT NO 20389DA0
MRP 103180

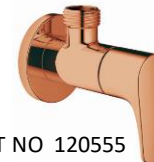
CAT NO 20415DA0 + 29025000
MRP 81480 + 25410 = 106890



CAT NO 23313DA0
MRP 87602




CAT NO 120555
MRP 4900



CAT NO 38732DA0
MRP 6090



CAT NO 22037DA0
MRP 8484



CAT NO 28912DA0
MRP 27174

TOTAL MRP : /-

SMART CONTROL COOL SUNRISE- GLOSS FINISHED

Pure Freude an Wasser



SHOWER AREA



Cat No 26475GL0 + 26483000 GLOSS
310MM SHOWER WITH 400MM SHOWER ARM
MRP 67500 + 11830 = 79330



Cat No 26477GL0 + 26483000 GLOSS
310MM SHOWER WITH
142MM SHOWER ARM
MRP 67500 + 11830 = 79330

Cat No 29121GL0 + 35600000
MRP 134056 + 11900
= 145956



CAT NO 27074GL0
MRP 4757



CAT NO 27672GL0
MRP 13000



CAT NO 27057GL0
MRP 7119



CAT NO 28388GL0
MRP 3528

BASIN AREA



CAT NO. 19967GL1 + 3263500 (230MM)
MRP: 42042 + 11650 = 53692



Cat No 38536001
MRP 110000



CAT NO 38732GL0
MRP 5880



CAT NO 22039GL0
MRP 4274

TOTAL MRP :

SMART CONTROL COOL SUNRISE- GLOSS FINISHED

Pure Freude an Wasser



SHOWER AREA

CAT NO 26067GLO
ARM 142 MM
SHOWER 310 MM
MRP 54978



CAT NO 27251GLO
MRP 17472 X 3 = 52416



Cat No 29121GLO + 35600000
MRP 134056 + 11900
= 145956



CAT NO 27057GLO
MRP 7119



CAT NO 27074GLO
MRP 4757



CAT NO 27672GLO
MRP 13000



CAT NO 28388GLO
MRP 3528

BASIN AREA



CAT NO. 19967GL1 + 3263500 (230MM)
MRP: 42042 + 11650 = 53692



Cat No 38536001
MRP 110000



CAT NO 38732GLO
MRP 5880



CAT NO 22039GLO
MRP 4274

TOTAL MRP :

SMART CONTROL BRUSHED COOL SUNRISE- MATT FINISHED

Pure Freude an Wasser

GROHE



SHOWER AREA



CAT NO 26066GN0
ARM 380 MM
SHOWER 310 MM
MRP 101791

Cat No 29126GN0 + 35600000
MRP 134056 + 11900 = 145956
MATT



CAT NO 27057GN0
MRP 9968



CAT NO. 19408GN1
MRP 29777

BASIN AREA



CAT NO. 19408GN1 + 3263500 (183MM)
MRP 29777 + 11650 = 41427

SMART CONTROL BRUSHED COOL SUNRISE- MATT FINISHED



SHOWER AREA



Cat No 26479GN0 + 26483000
310MM SHOWER WITH 400MM SHOWER ARM
MRP 80000 + 12422 = 92422
MATT



Cat No 26481GN0 + 26483000
310MM SHOWER WITH 142MM SHOWER ARM
MRP 80000 + 12422 = 92422
MATT

Cat No 29126GN0 + 35600000
MRP 134056 + 11900 = 145956
MATT



CAT NO 27057GN0
MRP 9968

BASIN AREA



CAT NO. 19408GN1 + 3263500 (183MM)
MRP 29777 + 11650 = 41427

SMART CONTROL BRUSHED WARM SUNSET- MATT FINISHED



SHOWER AREA



Cat No 26475DL0 + 26483000
310MM SHOWER WITH 400MM SHOWER ARM
MRP 67500 + 11830 = 79330
MATT



Cat No 26477DL0 + 26483000
310MM SHOWER WITH 142MM SHOWER ARM
MRP 67500 + 11830 = 79330
MATT

Cat No 29121DL0 + 35600000
MRP 134056 + 11900 = 145956
MATT



Cat No 27057DL0
MRP 7115
MATT



CAT NO. 19408DL1
MRP 38323

BASIN AREA



CAT NO. 19408DL1 + 3263500 (183MM)
MRP 38323 + 11650 = 49973

CAT NO. 19967DL1 + 3263500 (230MM)
MRP 42042 + 11650 = 53692

TOTAL MRP : /-

SMART CONTROL BRUSHED WARM SUNSET- MATT FINISHED

Pure Freude an Wasser

GROHE



SHOWER AREA

Cat No 26067DLO
310MM SHOWER WITH
142MM SHOWER ARM
MRP 54978
MATT



Cat No 27251DLO
MRP 17464 x 3 = 52393
MATT



Cat No 29121DLO + 35600000
MRP 134056 + 11900 = 145956
MATT



CAT NO. 19408DL1
MRP 38323



BASIN AREA



CAT NO. 19408DL1 + 3263500 (183MM)
MRP 38323 + 11650 = 49973

CAT NO. 19967DL1 + 3263500 (230MM)
MRP 42042 + 11650 = 53692

TOTAL MRP : /-

SMART CONTROL BRUSHED WARM SUNSET- MATT FINISHED

Pure Freude an Wasser

GROHE



SHOWER AREA

Cat No 26067DLO
310MM SHOWER WITH
142MM SHOWER ARM
MRP 54978
MATT



Cat No 29121DLO + 3560000
MRP 134056 + 11900 = 145956
MATT



Cat No 27057DLO
MRP 7115
MATT

CAT NO. 19408DL1
MRP 38323



BASIN AREA



CAT NO. 19967DL1 + 3263500 (230MM)
MRP 42042 + 11650 = 53692

TOTAL MRP : /-

SMART CONTROL BRUSHED WARM SUNSET- MATT FINISHED

Pure Freude an Wasser

GROHE



SHOWER AREA



Cat No 26479DL0 + 26483000 MATT
310MM SHOWER WITH 400MM SHOWER ARM
MRP 80000 + 12422 = 92422



Cat No 26481DL0 + 26483000 MATT
310MM SHOWER WITH
142MM SHOWER ARM
MRP 80000 + 12422 = 92422

Cat No 29126DL0 + 35600000
MRP 134056 + 11900 = 145956
MATT



Cat No 26370DL0
MRP 4120
MATT

BASIN AREA



CAT NO. 19408DL1 + 3263500 (183MM)
MRP 38323 + 11650 = 49973

CAT NO. 19967DL1 + 3263500 (230MM)
MRP 42042 + 11650 = 53692

TOTAL MRP : /-

PHASE 1 – JAN'21 LAUNCH

Grandera

EuroCube

Essence

Essence



PHASE 2 – APR'21 LAUNCH

Lineare New

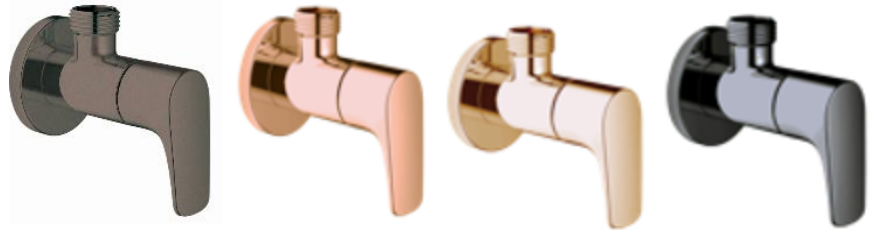
Lineare New



Trigger Spray



Angle Valve



Flush Plates



Side Showers



Bottle Traps

